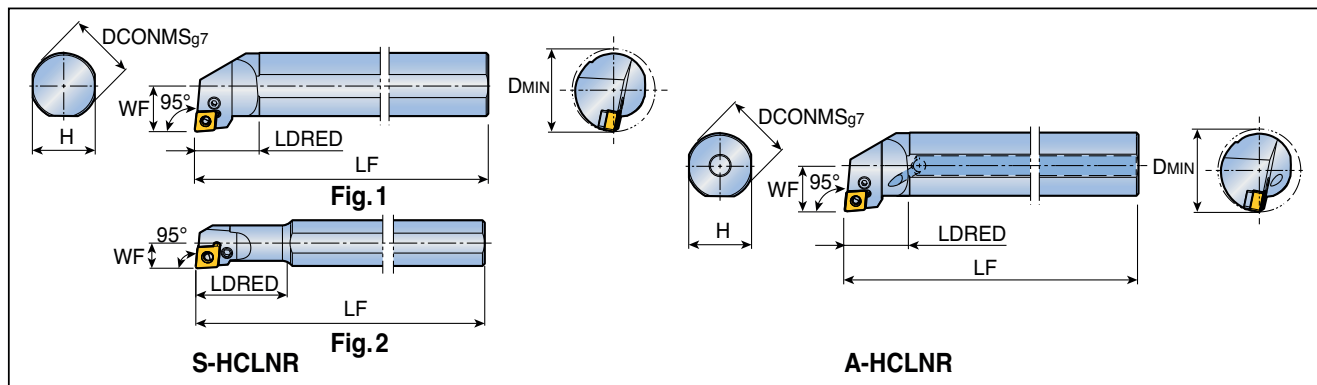
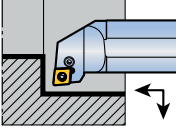

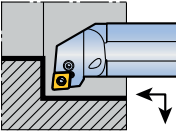


# S-HCLNR/L A-HCLNR/L







## Boring Bar

### Hook lever type boring bars



Approach angle	Designation	Dimension (mm)						Fig.	Insert
		DCONMS	H	LF	LDRED	WF	DMIN		
 95°	<b>S16Q HCLNR/L 0904</b>	16	15	180	25	11	20	1	CN... 0904... 
	<b>S20Q HCLNR/L 0904</b>	20	18	180	28	13	25	1	
	<b>S20Q HCLNR/L 0904-D20</b>	20	18	180	40	11	20	2	
	<b>S25R HCLNR/L 0904</b>	25	23	200	31	17	32	1	
	<b>S32S HCLNR/L 0904</b>	32	30	250	31	22	40	1	
	<b>S40T HCLNR/L 0904</b>	40	37	300	55	27	50	1	
 95°	<b>A16Q HCLNR/L 0904</b>	16	15	180	25	11	20		
	<b>A20Q HCLNR/L 0904</b>	20	18	180	28	13	25		
	<b>A25R HCLNR/L 0904</b>	25	23	200	31	17	32		
	<b>A32S HCLNR/L 0904</b>	32	30	250	31	22	40		

### Spare parts

Designation	Lever	Screw	Shim	Shim pin	Snap ring	Wrench	
<b>S ...0904</b>	 LCL 09B-NX	 LCS 3B	 -	 -	 LSR 3B	 L-W 2	
<b>S ...0904...D</b>	LCL 09B-NX	LCS 3B	-	-	LSR 3B	L-W 2	
<b>S32S ...0904</b>	LCL 09-NX	LCS 3	LSC 32	LSP 3A	-	L-W 2.5	
<b>S40T ...0904</b>	LCL 09-NX	LCS 3	LSC 32	LSP 3A	-	L-W 2.5	
<b>A ...0904</b>	LCL 09B-NX	LCS 3B	-	-	LSR 3B	L-W 2	
<b>A32S ...0904</b>	LCL 09-NX	LCS 3	LSC 32	LSP 3A	-	L-W 2.5	